



STLA NEWS

THE NEWSLETTER OF THE SOUTH TEXAS LONGHORN ASSOCIATION

2003-2004 STLA Officers

John Randolph
President
(713) 703-8458
lpinesranch@aol.com

Christy Randolph
Vice-President
(713) 703-8458
lpinesranch@aol.com

Bob Rork
Vice-President
(210) 820-0900
brork@satx.rr.com

Barbara Homer
Secretary
(512) 858-7246
jbarblonghorns@aol.com

Bill Plaisance
Treasurer
(512) 303-7017
bplaisance@ev1.net

Rick Adams
Membership Chair
(512) 303-7017
gusadams@ev1.net

BOARD OF DIRECTORS

Pat Beach
Jody Beck
Clarence Harabis
Dr. Scott Kimble
Joel Lemley
Ross Plant
Lonnie Shan
Ty Wehring

Suzanne Perry, STLA News Editor
suzannep@austin.rr.com
(512) 263-5313

STLA Shines at Austin's Star of Texas Show

It was a weekend devoted to exhibiting some big-horned steers, outstanding young bulls, and an array of gorgeous speckled heifers to the judges and attendees of the 37th Annual Star of Texas Fair & Rodeo held on March 12-14, 2004 at the Travis County Exposition Center in Austin.

The South Texas Longhorn Association was once again the sponsor for the popular Longhorn Show and, under the direction and organizational skills of President and Vice President, John & Christy Randolph, presented another well-managed event that included competition for Open Haltered, Non-Haltered, and the TLBT Youth Haltered categories.

The Star of Texas Longhorn Show is a designated stop on the TLBT Autobahn Youth Scholarship Tour for the TLBAA's World Qualifying Youth Show Circuit and



Lacie Jeffrey, of Smithville, wins the Intermediate Showmanship Award in the TLBT Youth Competition.

there were numerous TLBT exhibitors involved with the Saturday show. See page 2 for photos of various winners. Also visit www.stla.org to see complete results for all classes of open and youth competition.

President's Letter

Dear STLA Members:

We have finished our show season with a wonderful showing in Austin at the Star of Texas Fair & Rodeo. While our numbers were off a little, we still had over 170 entries and good weather. This would be an appropriate time for me to thank all of those who folks who volunteered and helped to make this show a great success.

Bill Plaisance helped Christy get everyone checked in, wrote trailer releases, collected outstanding monies, and kept our books straight! Jody Beck took on the non-haltered barn and with

help from Barbara and Jimmy Homer, and Clarence and Daniel Harabis, got all of the non-haltered animals placed and pens tagged. On the show days, Wilton Wilton and Dr. Scott Kimble came to the make-ready area ready to work—and work they did. Lynda Bradley and Cindy Dennis handed out prizes and ribbons at the Youth Show and Lynda, along with Barbara Homer, managed the awards table for the Open Haltered and Non-Haltered classes. During the Non-Haltered event, Sean O'Brien, Rick Adams, Cal Monger, Tom Peoples, Tonya Beck, Bob Dube, and Barbara Homer took their places and moved

Don't Miss the STLA Field Day on May 22 - more info inside!



Top left: Bob Dube performs a little hair magic to get this pretty heifer looking her very best; top right: TLBT Member, Katie Culpepper takes the Senior Showmanship Award in the Youth Show; and lower right: Barbara Homer hands out the ribbons and awards to Cindy Dennis with HD Edge's Flash, named as the Senior Champion Bull and Reserve Grand Champion Bull at the Star of Texas Longhorn Show in Austin.



President's Letter *Continued from page 1.*

cattle, penned cattle, offered protection for the judges, and whatever else was needed. And Carolyn Wilton—she provided that delicious pot of chili for Saturday evening. Barbara Homer, Lonnie Shan, Mary Alice & Melvin French, and Jeanette Harabis provided the extra snacks, side dishes, and desserts. The Kimble family brought all necessary bowls, utensils, cups, and napkins. Christy and I provided the show programs at no expense to STLA. This was definitely a TEAM effort and you guys helped us serve up a wonderful meal for all of the show participants.

Please also help me in thanking our 2004 Star of Texas Show Sponsors which included: Cedar Creek Cattle Company, Dr. Barry Chin, Lonnie Shan and Ray Cruthis, CalPat Longhorns, Joel and Shirley Lemley, Barbara and Jimmy Homer, Matt and Mary Vanek, Clarence and Jeanette Harabis, Kimble Cattle Company, Wilton and Carolyn Wilton, Ty Wehring and DeeDee Roberts.

My hat is off to all of you for your commitment to this great event! You know that you are part of a great organization when you look up at the end of the day and realize how these folks stepped up to make this event so successful. We look forward to next year and we've been promised that we will not have a conflict with our brothers to the north. So our show should be even bigger and better!

As some of you may already know, we have a new Editor for the STLA Newsletter. Please join me in welcoming Suzanne Perry as she takes on this role in our organization. She will be working closely with our board of directors and with Michele Adams, who is developing the new STLA web site. You will soon have access to both printed and "on-line" information to keep you abreast of current events and association at www.stla.org.

Don't forget our Annual General Membership Meeting & Field Day scheduled for May 22, 2004 at Cedar Creek Cattle Company in Lockhart. Look for more information and an itinerary elsewhere in this newsletter. We will have a board meeting and election of officers — along with lots of fun, food, and educational events. Make your plans now to attend!

Happy Trails Everyone!
John Randolph, *President*

IN MEMORIAM

Frank Pinn, Jr.

Central Texas rancher and Longhorn breeder, Frank Pinn, died on March 11, 2004, after a long battle with pancreatic cancer. Funeral services were held on Sunday, March 14, at the All Faiths Chapel in Austin with burial at Memory Gardens in Cuero, Texas.

Frank and Dolores Pinn owned the Pinn Longhorn Ranch near Smithville and were active in the TLBAA and the South Texas Longhorn Association group for many years. Their champion female, TP Money Honey, was selected for the Hall of Fame for three years.

After Frank became ill, they dispersed their remaining cattle and moved to Sun City in Georgetown, Texas.

Frank is survived by his wife, Dolores, and five children. His quiet manner and handsome smile will be missed by all who knew him.

The following poem was included in Frank's memorial service:

Cowboy's Dream

*Last night as I lay on the prairie,
And I looked at the stars in the sky,
And I wondered if ever a cowboy
Could drift to that sweet by and by.*

*The road to that bright happy region
Is a dim, narrow trail, so they say;
But the broad one that leads to perdition
Is posted and blazed all the way.*

*They say there will be a great roundup,
And cowboys like doggies will stand
To be cut by the riders of Judgment
Who are posted and know every brand.*

*I wonder if ever a cowboy
Stood ready for that Judgment Day;
And could say to the boss of the riders,
I'm ready, come drive me away.*

Cattle Behavior - Get a Handle On It!

Y

our understanding of cattle psychology combined with well-designed facilities will alleviate stress on both you and your cattle.

Too much stress can reduce an animal's ability to fight disease and can affect weight gain. It also damages rumen function, and can interfere with reproductive capabilities. An animal's previous handling experiences will always affect its stress reaction to handling.

Cattle have long memories. Animals which are handled properly and have become accustomed to more gentle handling procedures will have very little stress after you work them.

Although painful procedures can't be avoided, a reduction of agitation and excitement will help reduce the overall stress affect. Cattle remember painful restraint methods such as nose-tongs. Handling will be easier in the future if you use a halter or ropes for head restraints and keep any electric prods away from your cows.

Behavior Principles

Cattle have wide-angle vision. They can see behind themselves without even turning their head. However, there is a small blind spot just behind their rear. When a group of cattle moves, the animals maintain visual contact with each other. An animal following another will tend to stay in Positions A or B as shown on Diagram 1.

Understanding the "flight zone" is also a key to easy, quiet handling. The flight zone is the cow's personal space. When you penetrate that zone, the animal will move, and when you retreat from the flight zone, the animal will stop moving. Cattle can be moved by working on the edge of the flight zone. The handler must

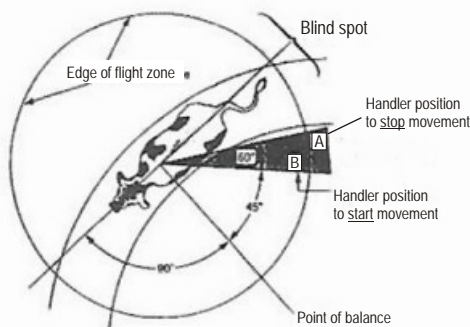


Diagram 1: The flight zone.

get close enough to cause movement, but not so close as to cause it to panic and flee. If the cow starts moving too fast, you must back off and get out of the flight zone.

To keep animals moving, you must alternately enter and retreat from the flight zone. When a cow moves for you, you reward her by relieving pressure on the zone; but in a few moments you will invade her flight zone again to keep her moving forward.

When cattle are being worked in an enclosed space such as an alley or small pen, great care must be taken to avoid deeply penetrating the flight zone, which can result in panic, jumped fences, and cattle turning back on the handler. If cattle in an alley start to turn back, you too must back up momentarily and get out of their

"You can tell what kind of a stockman a person is by just watching the behavior of his cattle."

zone. When an animal rears up in the chute, just move away, and most often, it will settle back down and simply relax on its own.

Breaking Old Habits

You must break *your* old habits in order to fully master the quiet gathering of cattle from the pasture. The first habit to dump is the need for whooping, hollering, and running. It will require some time and patience, but your cattle will become quieter and easier to handle as you work with them in a quieter manner. The second bad habit to break is chasing cattle from the rear of the group. Positioning yourself behind the cows puts you in their blind spot. This will cause them to turn and look at you unless they are already scared and running away from you. Cattle movements should always be under the handler's control and the animals should move at a slow walk. Your job is to concentrate on moving the leaders of the group.

Herd movement must first be started in a forward manner before you can attempt to change directions. Diagram 2 shows the handler movements required to keep a small herd moving in an orderly manner. It will work both along a fence or in an open pasture. As the herd moves,

Continued on back →

CATTLE CLASSIFIEDS

HD Leading Edge son out of a Rod Husker's daughter. Spotted roan, growthy bull. Horns straight out at one yr. old. Great junior herd sire for show babies. Astera Meadows Ranch; Wilton & Carolyn Wilton 512-856-2230.

Whether you need show or pasture cattle; we have cattle for sale at all times. Also, we are partners in the Millennium Futurity, so anything you purchase is eligible for the Futurity. Stop by anytime. Lonesome Pines Ranch; John & Christy Randolph; 713-703-8458.

LH7 Ranch in Bandera: Now offering desirable black, blood-typed young bulls and heifers. Cattle guaranteed blood-typed pure. Maudeen Marks; 830-796-4314.

CP Longhorns Carla Jo Payne, Slidell, Texas; 281-615-6185.

For Sale: Bull calves out of CC Range Rider, a Superman son. Also have other longhorns for sale at all times. Clarence Harabis; 316-648-6249; or e-mail at charabis@hotmail.com.

C & W Ranch, Lampasas, Texas: Wes & Carol Chancey are anxiously awaiting the new 2004 Liberator's Leprechaun arrivals. Check our website for late breaking pics! Visit us at www.cwlonghorns.com. Call at: 512-556-8186 or e-mail cwlonghorns@tex.net.

Youth Showmen: Abraham bull calves available for \$500--your choice. Abraham's '03 & '04 calf crops are blooming now --and they're something special. Call for photo price list or ranch visit. Travis Peak Ranch; Bob Coffee 512-474-5261

Cedar Creek Cattle Company has quality Longhorns for sale at all times. Visit our website for more details at www.c4longhorns.com or call 512-398-9340.

Rocking "O" Ranch, featuring heifers and bulls from Brawl (Overwhelmer x India) and Blue Jacket (Abraham x Hello Dolly), the 1999 TLBT National Grand Champion Bull and TLBAA Jr. Reserve World Champion Bull. Ranch is located 20 miles south of Austin. Call for a price list or ranch visit. Curtis Ohlendorf; 512-327-5766; cohlendorf@mail.utexas.edu.

Bull calves sired by Mr. Master Hand. We also have several cows and heifers bred to him and JP's Turbo that are for sale. Yearling trophy steer prospects out of several other bulls. Hitching Post Ranch, Cedar Creek, Texas; Jody & Tonya Beck. 512-321-0312 or 1-800-538-3486; e-mail at becklonghorns@ev1.net.

Quail Ridge Ranch. Tom or Mary Beth Peoples. See us for some fancy show prospects and some great looking Longhorn cattle. We have new calves and a new website, check us out! www.peopletx.com or e-mail at peopletx@aol.com. Phone: 512-756-2999.

Pearl Longhorn Ranch Home of CC Blue Warrior. 2003 and 2004 heifers available. Allen & Suzanne Perry. Visit us at www.pearl-longhorn-ranch.com for photos and more info on some great-looking Longhorns! Phone: 512-263-5313 or 512-970-3793 (mobile).

Longbranch Longhorns. Cattle for sale at all times. Top lineage, docile longhorns that have it all! Color, conformation, and some of the longest horns in central Texas. Jimmy & Joann Muse. 512-253-6722 or longbranch@ev1.net.

Rockhouse Ranch featuring Phillips Genetics. 2003 and 2004 calves sired by Ranger's Roughneck and Ogallala Ranger, our young 7/8's Phillips herd sire. Call or come by; we're 10 minutes from Lampasas. Bob & Linda Rork; 210-820-0900 in San Antonio. Visit us at www.rockhouseranchlonghorns.com or e-mail brork@satx.rr.com.

Cattle Behavior

(continued from page 3)

you walk forward at an angle which gradually relieves pressure on the herd's collective flight zone. When the animals start to slow down, increase pressure on the flight zone by walking straight into the cattle. As they speed up, turn and walk back opposite the direction of travel. To maintain forward movement, keep repeating the pattern. It's important to use this pattern and it will require a little practice to be able to determine the correct "in & out" movement. If you just walk along parallel with the herd, the group will tend to split. If a few animals do break away and straggle to the rear, don't go around behind them and try to chase them forward. Use the forward motion of the herd to draw them back as shown in Diagram 3. At a walk, approach the stragglers at an angle which will gradually increase pressure on their flight zone. As soon as the stragglers are attracted by the movement of the herd, start repeating the Handler 2 pattern as illustrated in Diagram 2. The "following instinct" of the cattle will pull the tail ends along even though the handler is somewhat ahead of the rear of the group.

Working in Corrals

Applying and relieving pressure to the flight zone of the leaders will also make it easier to fill and empty the corral.

Cattle movements should be under your control at all times and it's important for your cows to learn they cannot escape you. Make the animals walk past you at the exit gate. Wait for them to turn and look at you before you walk away from the gate. Cattle will also enter a corral in a more orderly manner if they have to walk past you as they enter.

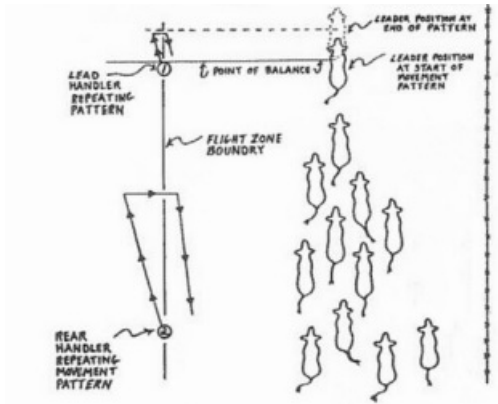


Diagram 2: Handler positions to move groups of cattle on pasture.

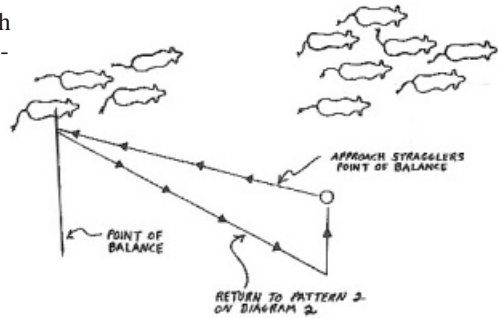


Diagram 3: Handler position to bring stragglers back into the herd.

When cattle are being handled in a confined area such as a pen or sorting alley, work with small groups. Bring 8-10 cows into the pen instead of twenty. The animals need room to turn. Utilize the animals' natural following instinct to assist with filling chutes.

Balking problems tend to occur in bunches; when one animal decides to balk, the tendency seems to spread to the others in the line. When

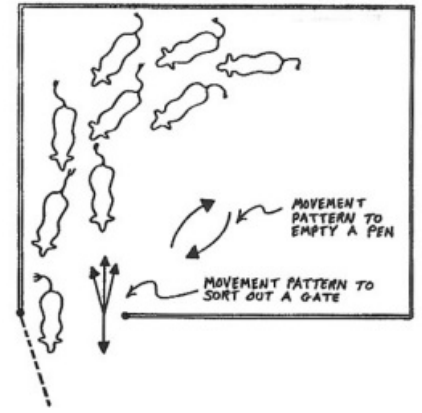
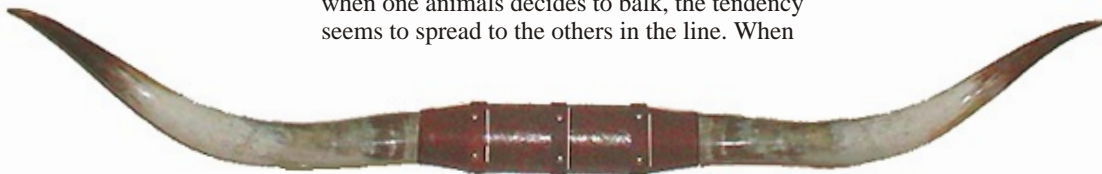


Diagram 4: Handler positions to empty a corral or for sorting at the gate.

an animal is being moved through a single-file chute, the animal must never be prodded unless it has a place to go. Once it has balked, it will continue to balk. The handler should wait until the tailgate on the squeeze chute is open before prodding the next animal to move forward.

An animal left alone in a pen after all of the other animals have entered the single file alley, may attempt to jump out and join its herdmates. A lone steer or cow can easily become agitated and turn on the handler. When a lone animal refuses to move, the handler should release it from the pen and bring it back in again with another small group of cattle. This animal will be more likely to cooperate with you if it has others in the pen with it.

Excerpted and reprinted with permission from the Dec. 1999 issue of the Texas Longhorn Trails Magazine.



South Texas Longhorn Association

c/o Suzanne Perry | 1004 Lisa Drive | Austin, Texas 78733

Visit the New
STLA Web site at
www.stla.org

Saturday
May 22, 2004

10 AM - 4 PM

Don't Miss the STLA 2004 ANNUAL GENERAL MEETING & FIELD DAY

ITINERARY

10:30 AM
Walking Tour of C4 Longhorns
at Bill & Conda's place
and other Educational Displays

11:30 AM
Lunch Served
(Burgers and Beverages provided)

12:15 PM
Auction of Longhorn Art
& other Items

12:30 PM
General Meeting
Election of Board of Directors;
Quick Financial, Membership,
and Show Reports;
Upcoming STLA Activities

1:45 PM
Straight Talk about
New TB Testing and
Cattle Tracking Regulations
by Dr. John Davidson, DVM

4:00 PM til ??
-Social Time-
Meet Fellow Breeders
and Visit more Longhorns

Make plans now to attend the
STLA Annual Meeting & Field Day
hosted this year by
Bill & Conda Plaisance and
Rick & Michele Adams
at Cedar Creek Cattle Company
(The Double Nickel Ranch)
near Lockhart, Texas

Please Bring a
Covered Dish to Share

We'll need a head count in order to prepare enough food.
Please RSVP by May 15th by mailing the card below or
e-mail your RSVP to gusadams@ev1.net

Driving Directions to Cedar Creek Cattle Company:

From Austin: Take US Hwy 183 south to Lockhart. Drive through town. FM 20 will be at the fourth traffic light after you cross the railroad tracks. Turn left on FM 20 and continue 4 miles to FM 713. Turn right on FM 713. The ranch is 4 miles on the right.

From San Antonio: Take I-10 East to Texas Hwy 80, using Exit 628. Turn left on Hwy 80 and go 2.5 miles to Luling. In Luling, go straight on US 183 for just under a mile and turn right on FM 86. Go 13 miles to FM 713 and turn left. The ranch entrance will be just over 2 miles on your left.

From Houston: Take I-10 West to TX 304 using exit 642. Go north on TX 304 for 12 miles and turn left on FM 713. Continue on FM 713 for Approximately 8 miles to the stop sign at FM 86 in McMahan. Continue another two miles on FM 713 past this intersection. The ranch entrance will be on the left.

Visit www.c4longhorns.com for complete driving directions and a map.

Hey-
Save Me
a Place!
at the STLA
Annual Meeting
& Field Day

Name _____

Address _____

City _____ State _____ Zip _____

Phone Number _____ E-mail _____

We'll be there! Number of people in our group _____

Please mail to: Cedar Creek Cattle Company, 998 High Grove Road, Cedar Creek, Texas 78612 or call 512/303-7017